

Construction equipment PROPS



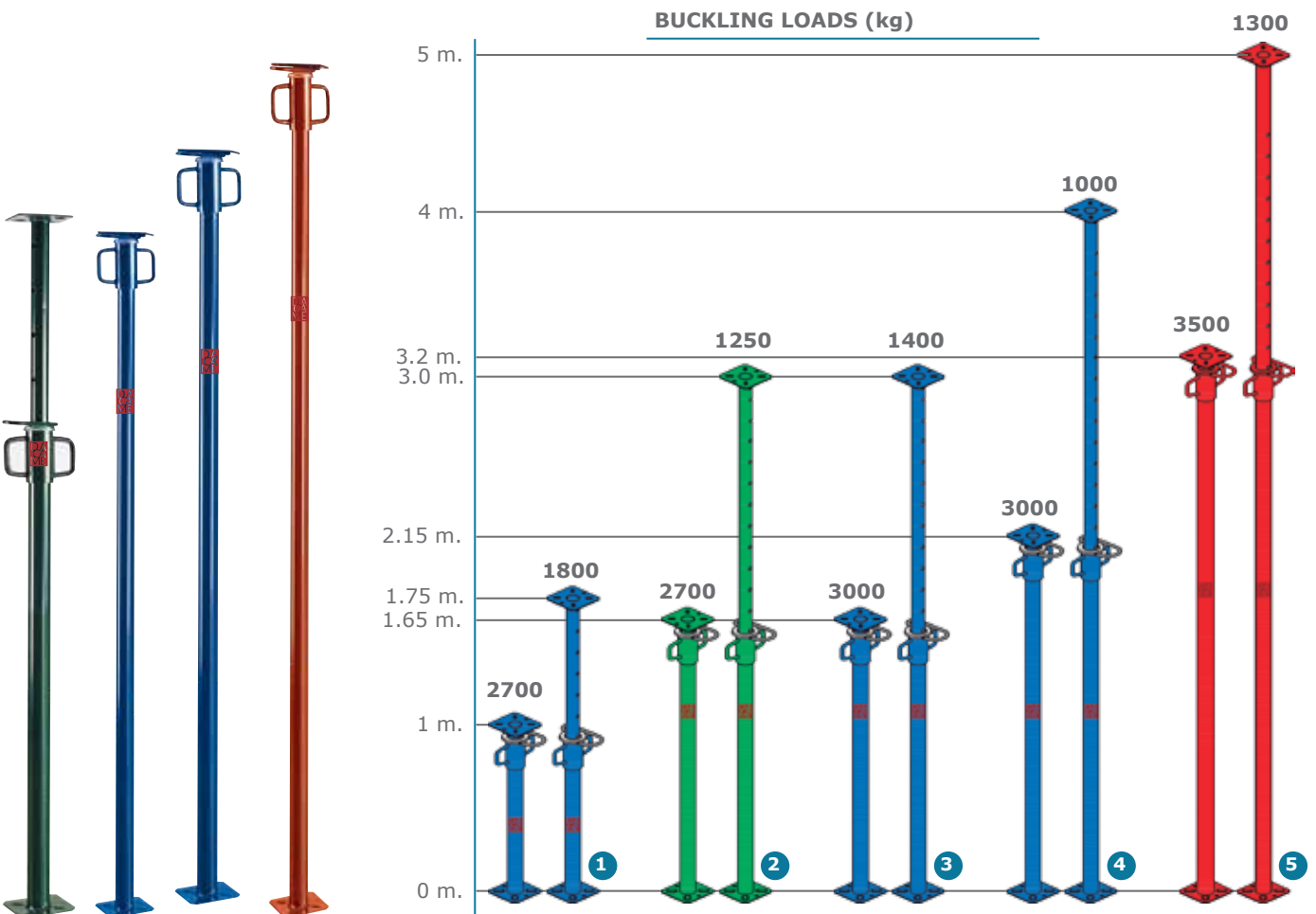
PROPS



Designed for shoring horizontal formwork, as well as for shoring requirements that may arise on the construction site, provided that load limitations and assembly recommendations are respected. Manufactured with round structural steel tube and painted coating suitable for outdoor use, they are composed of:

- 1 Square base plates of 120x120 mm, 5 mm thick with reinforcement stampings and a 35mm diameter central hole for the assembly of a formwork system or prop fork head. With 2 additional 9 mm diameter holes.
- 2 Inner tube with 12 mm diameter drill holes, separated every 100 mm for main adjustment.
- 3 10 mm diameter washer and snap pin (Ø14 mm on 5 m prop). They form the device for the main adjustment of the desired height.
- 4 Cup with double handle and internal thread for fine adjustment.
- 5 External tube with screw core pin.

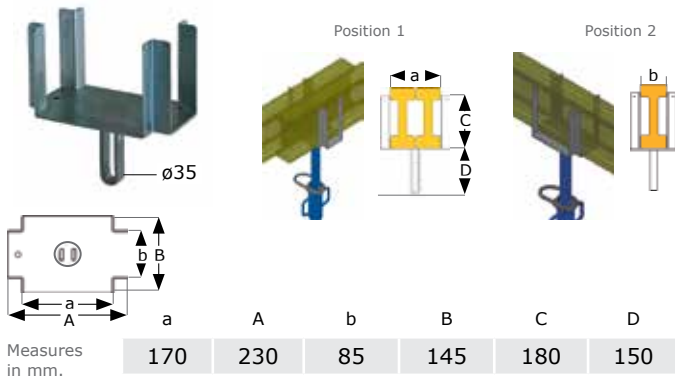
COMPONENT	Openings (m)		Buckling load (kg)		Weight (kg)	Reference
	Minimum	Maximum	Closed	Open		
1 TELESCOPIC PROP 1750 · 48/40	1.00	1.75	2700	1800	5.4	090111005
2 TELESCOPIC PROP 3000 · 48/40	1.65	3.0	2700	1250	7.3	090113005
3 TELESCOPIC PROP 3000 R · 48/40	1.65	3.0	3000	1400	8.5	090213004
4 TELESCOPIC PROP 4000 R · 48/40	2.15	4.0	3000	1000	10.2	090214004
5 TELESCOPIC PROP 5000 · 56/48	3.20	5.0	3500	1300	15.0	090115004



RECOMMENDED SERVICE LOAD: divide the values in the table by a safety coefficient of 2. Minimum opening, pin in first hole. Maximum opening, pin in last hole. Data obtained with new props, plumbed and with vertical centered load.

PROP ACCESSORIES


PROP FORK HEAD



4-corner fork head consisting of a 6 mm thick base plate and 4 "L" type 30x30 mm profiles as 180 mm long vertical guides with a 7 mm hole at the top for fixing the beams. Designed to bear H20 beams or profiles for formwork. It has 2 positions (see examples). The spigot can be inserted into tubes with a minimum internal diameter of 35 mm. Hot-dip galvanized with a minimum thickness of 75 microns.

COMPONENT	Weight (kg)	Reference
PROP FORK HEAD (GA)	2.4	090300035

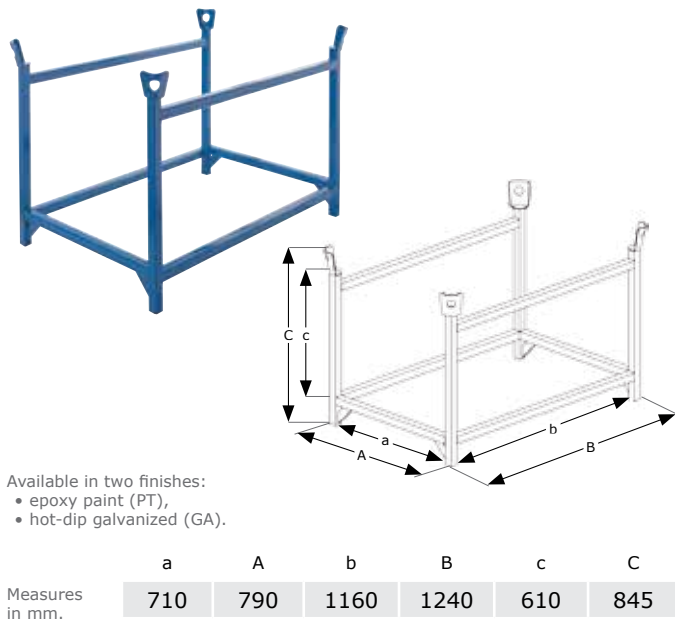
PROP SUPPORT



Tripod that allows the lifting of the props in their working position during setting out. It consists of a clamp with two closing positions: for 48 mm and 56 mm outer diameter props. The closing is carried out by means of a wedge with a safety chain. Article with 3 25 mm tube legs with rubber stoppers on the base. One of them is removable, which allows for better palletization and transport. The fixation is made by means of a type "R" pin.

COMPONENT	Weight (kg)	Reference
PROP SUPPORT (Ø48/Ø56) (PT)	3.4	090301004
PROP SUPPORT (Ø48/Ø56) (GA)	3.5	090301009

PROP PALLET DCM



Equipment for prop storage and transport. Manufactured with square tube of 40x40 mm of structural steel. Reinforcement lower squares at the four corners. It can be handled by forklift truck, pallet truck or crane.

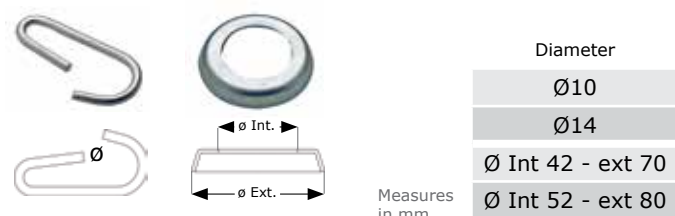
- Maximum load: 600 kg (63 props).
- Maximum stacking (with max. load): 3 heights.



Prop pallet DCM + 63 prop kit.
Consult the price list or the Commercial Department to see the different kit options.

COMPONENT	Weight (kg)	Reference
PROP PALLET DCM 600 KG (PT)	34	010600025
PROP PALLET DCM 600 KG (GA)	34	010600026

PROP SPARE PARTS



COMPONENT	Weight (kg)	Reference
PROP HOOK (1750-3000-4000)	0.18	090300025
PROP HOOK (5000)	0.40	090300064
PROP WASHER (1750-3000-4000)	0.056	090300010
PROP WASHER (5000)	0.046	090300054



DACAME, S.L.
Ctra. Santa Bárbara - La Sénia, km 4,6
43515 - La Galera
Tarragona - Spain

Tel. (+34) 977 71 70 04
Fax (+34) 977 71 93 89
dacame@dacame.com
www.dacame.com

V.01-1810

LIFTING



TOOLS



PROPS AND FORMWORK



Product manufacturer: Dacame S.L. · Product design: Dacame, S.L. · Graphic design: Dacame, S.L. · Production: Dacame, S.L.

The content of this catalogue is protected in its entirety by copyright. It is completely prohibited to copy the images, texts, illustrations and graphic concepts, totally or partially, without the express authorization of Dacame, S.L.