

CEMENT CARTS

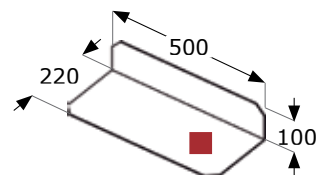
■ SQM



wheel  
RSM



- Designed for the transport and handling of cement bags, boxes, etc.
- The vertical grating ensures good cargo securing.
- It has two plastic handles for an easy handling.



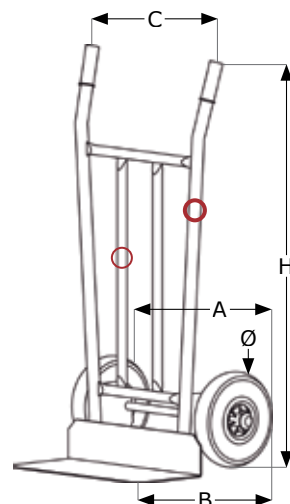
■ SQN



wheel  
RSN



- Ø32x1.5
- Ø25x1.5
- t: 3



COMPONENT	kg (max.)	WEIGHT (kg)	REFERENCE
CEMENT CART SQ-M (solid wheel)	60	11.5	010300025
CEMENT CART SQ-N (pneumatic wheel)	60	11.5	010300035

A	B	C	H	Ø
560	435	520	1040	200
560	495	520	1070	260

■ CEMENT CART WHEELS

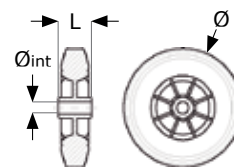
RSM



solid



COMPONENT	WEIGHT (kg)	REFERENCE
CEMENT CART SOLID WHEEL RSM	1.4	010200561



Ø	Ø int	L
200	20	57

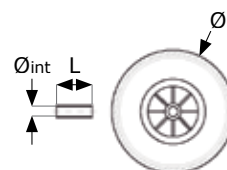
RSN



pneu-  
matic



COMPONENT	WEIGHT (kg)	REFERENCE
CEMENT CART PNEUMATIC WHEEL RSN	1	010200560



Ø	Ø int	L
260	21	75

## STEEL MORTAR SKIPS

PT



fixed



solid wheels

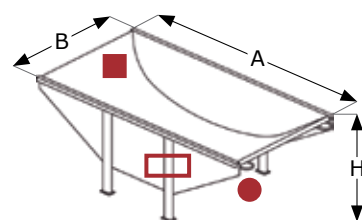
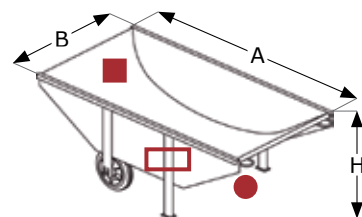
- Designed for cement mixing.

With two handles for easy emptying and cleaning.

 40x20x1.5

 t: 1.2

 Ø8



COMPONENT	l (max.)	WEIGHT (kg)	REFERENCE
STEEL MORTAR SKIP WITH STAND 165 L	165	18.5	010100025
STEEL MORTAR SKIP WITH WHEELS 165 L	165	21	010100035

A	B	H
1320	690	470
1320	690	470

## MANHOLE COVERS

EN 124-1:2015

ZN



no lock

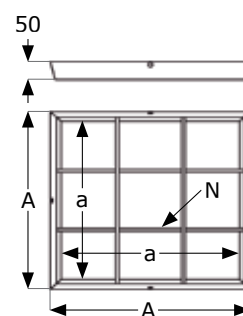


with lock

- Designed for the construction of concrete covers in areas of exclusive use for pedestrians and cyclists.

- Reinforcement rods inside.

- Manufactured in accordance with the requirements established by the EN 124-1:2015 standard, being classified as class A15 (15 kN) covers.



COMPONENT	WEIGHT (kg)	REFERENCE
MANHOLE COVER 300x300 (2) (ZN)	3.2	900001008
MANHOLE COVER 400x400 (2) (ZN)	4.2	900001018
MANHOLE COVER 500x500 (2x2) (ZN)	6.1	900001028
MANHOLE COVER 600x600 (2x2) (ZN)	7.6	900001038
MANHOLE COVER 700x700 (2x3) (ZN)	8.9	900001048
MANHOLE COVER 800x800 (2x3) (ZN)	9.6	900001058
MANHOLE COVER W/LOCK 300x300 (2) (ZN)	4	900001108
MANHOLE COVER W/LOCK 400x400 (2) (ZN)	5.7	900001118
MANHOLE COVER W/LOCK 500x500 (4) (ZN)	8	900001128
MANHOLE COVER W/LOCK 600x600 (4) (ZN)	10.2	900001138

A	a	N
300	250	2
400	350	2
500	450	2x2
600	550	2x2
700	650	2x3
800	750	2x3
300	250	2
400	350	2
500	450	2x2
600	550	2x2

**PLASTERER TOOLS**

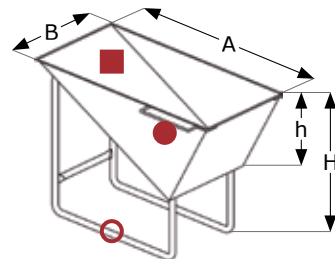
**PLASTER BUCKET**

ZN



- Designed for plaster kneading.
- With side handle for easy emptying and cleaning.

- t: 1.2
- Ø8
- Ø25x1.5



COMPONENT	l (max.)	WEIGHT (kg)	REFERENCE
PLASTER BUCKET 40 (ZN)	40	13	010510408
PLASTER BUCKET 50 (ZN)	50	14	010510508

A	B	H	h
900	425	675	380
900	500	675	430

**EXTENSIBLE PLASTER BUCKET TRESTLE**

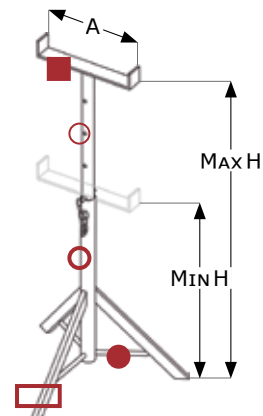
PT



- with pin
- tripod base

- Allowing for an elevated work surface to be established.
- Tripod-shaped reinforced base.
- Horizontal support adjustable in height.

- 30x15x1.5
- 50x6
- Ø42x1.5
- Ø35x1.5
- Ø12

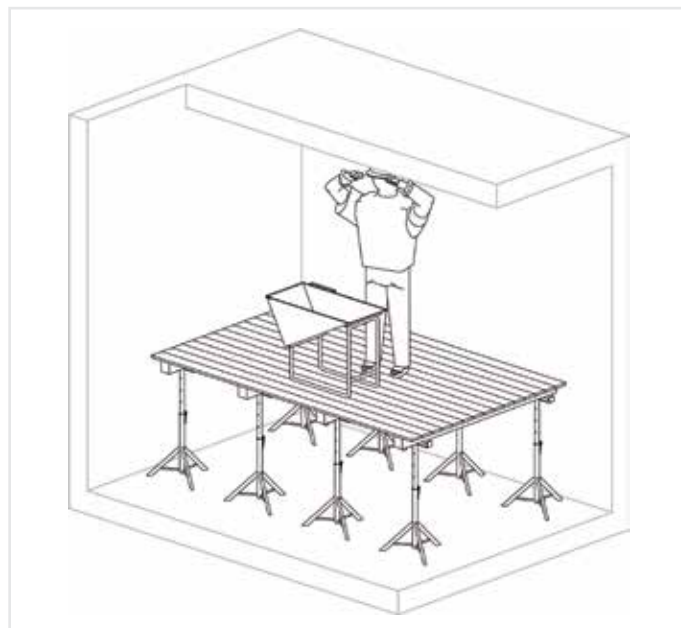
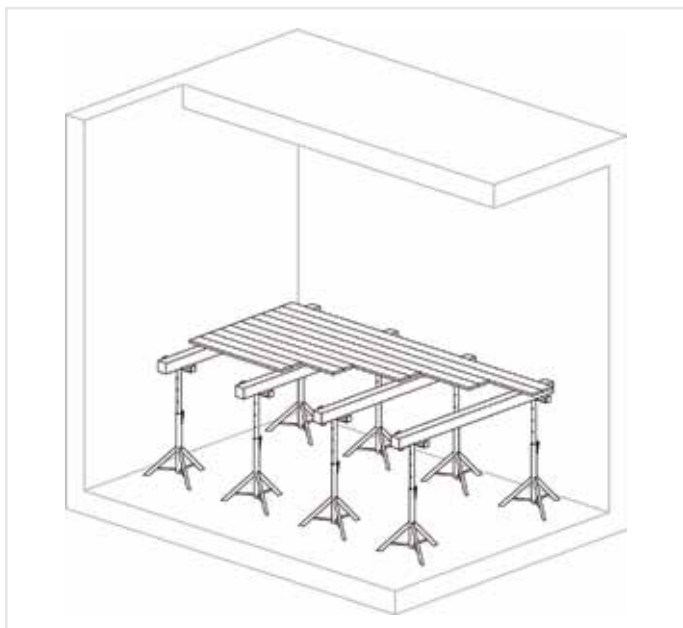


COMPONENT	kg (max.)	WEIGHT (kg)	REFERENCE
EXTENSIBLE PLASTER BUCKET TRESTLE	250	3.7	040520925

A	MIN H	MAX H
300	540	920


Diagram 1: Elevated work surface assembly.

Diagram 2: Plasterer on an elevated surface. Roof work.

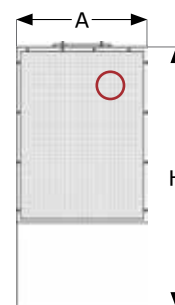


## OTHER TOOLS

## SIEVES



- Equipment for the purging and classification of sands, gravels and similar.
- Large open area for a greater production.
- 5x5 mm metal mesh.



PT

COMPONENT	WEIGHT (kg)	REFERENCE
METALLIC SIEVE KB-A 1500x 800 (5x5)	17	100315085
METALLIC SIEVE KB-B 2000X1000 (5X5)	22	100320105

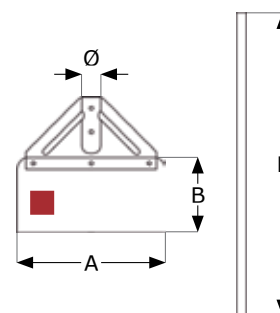
A	H
800	1500
1000	2000

## CAULKER



- A tool designed to clean mortar and glue binder remains from exposed brick façades.
- Manufactured with high resistance metal plate.
- Wooden handle.

■ t: 1.2



COMPONENT	WEIGHT (kg)	REFERENCE
CAULKER (SHEET 30 cm)	0.7	900000020
HANDLE 1190 (WD)	0.9	900000030

A	B	L	Ø
300	100	-	38
-	-	1190	-

## CLEANER FOR BRICKWORK



- Designed to clean the joints of the exposed brick walls.
- Ergonomic handle.



ZN

COMPONENT	WEIGHT (kg)	REFERENCE
CLEANER FOR BRICKWORK	0.16	900000010

END WIDTH
10 mm

Image gallery:

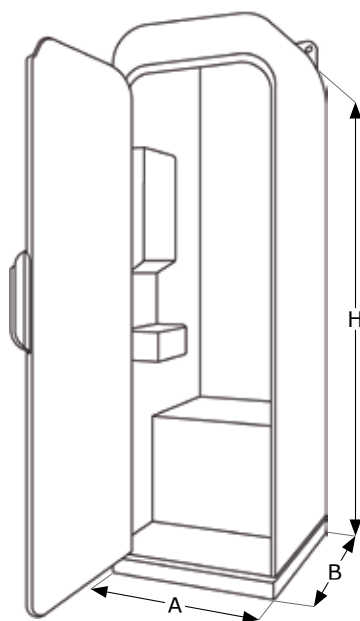


OTHER TOOLS

PORTABLE BATHROOM



- The portable WC is manufactured by means of a rotational moulding process using linear polyethylene of medium density.
- Resistant to corrosion and UV rays.
- Piped water or connection to networks are unnecessary.
- The integrated hand-washing tank has an 8-litre capacity.
- The wastewater tank has a 70-litre capacity.
- The emptying of wastewater tank is done from inside the cabin.
- Two handles included on top for easy manipulation.
- Equipped with feet and 2 wheels at the bottom rear.



COMPONENT	WEIGHT (kg)	REFERENCE
PORTABLE BATHROOM EQUIPPED WITH WHEELS	97	9901C0000

INTERIOR - EXTERIOR		
A	B	H
600-790	850-1000	1920-2200

OTHER TOOLS

CONSTRUCTION DEBRIS CHUTE

Support GA Chains ZN

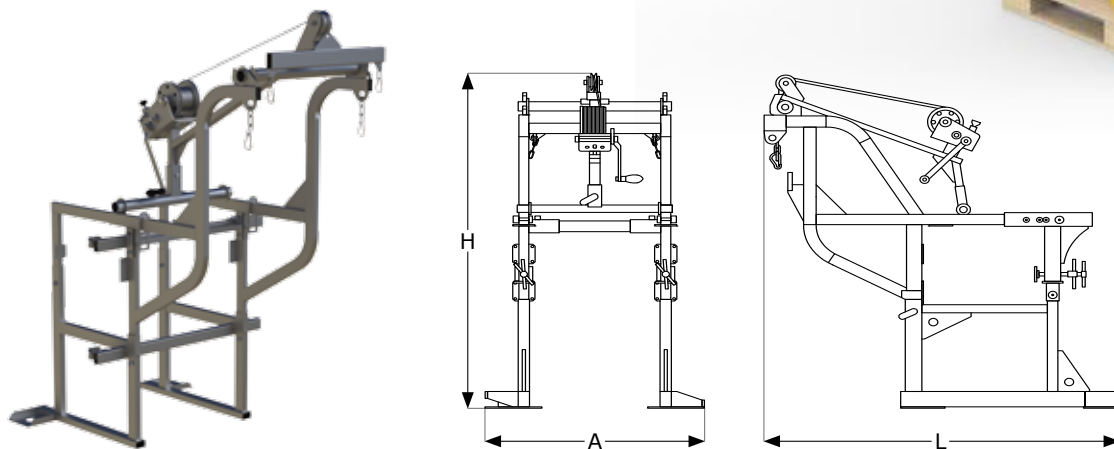
The metal support pro includes the quick-mount lifting winch and the adjustable

base for fixing props. The entry and the unloading tube are made of linear

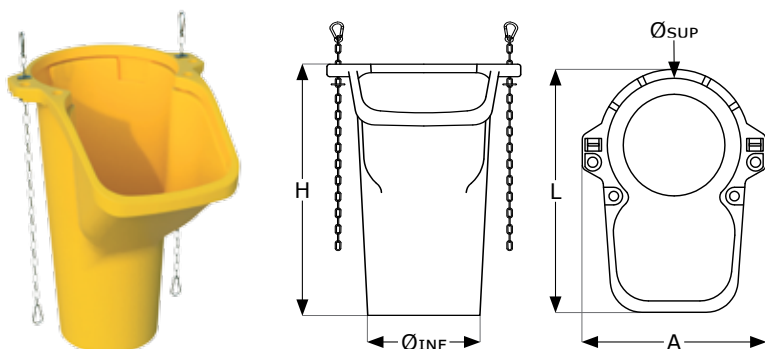
polyethylene, they are totally watertight and include the coupling chains.



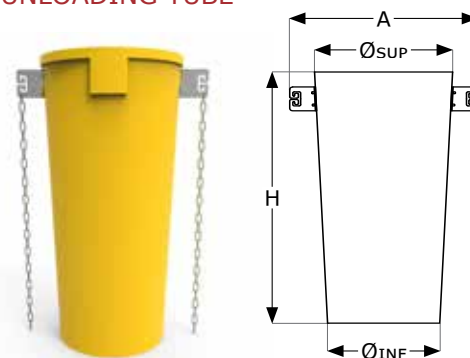
METAL SUPPORT PRO



ENTRY



UNLOADING TUBE



COMPONENT	WEIGHT (kg)	REFERENCE	A	L	H	Ø SUP	Ø INF
SUPPORT SYSTEM FOR DEBRIS CHUTE PRO (GA)	48	010701000	746	1540	1377	-	-
ENTRY DEBRIS CHUTE (PE)	12	010710131	732	972	1130	481	402
DEBRIS CHUTE TUBE (PE)	6	010720111	654	-	1055	480	390